

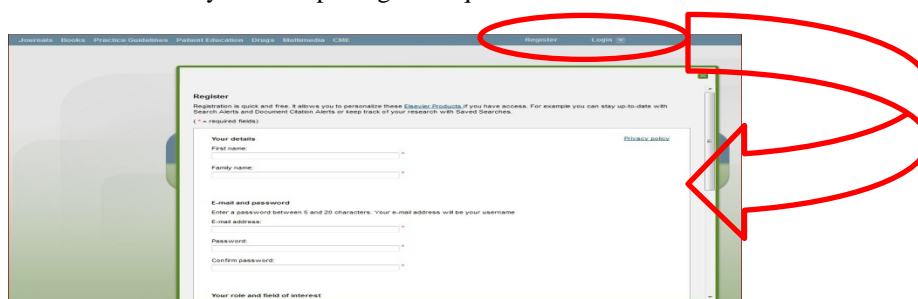
Basic Instructions on Accessing & Searching Clinical Key

1) Go the library website (<http://www.atsu.edu/atmlib>) and click on Clinical Key, which is located on the Quick Links Page or on the Site Map. These are pictured below:

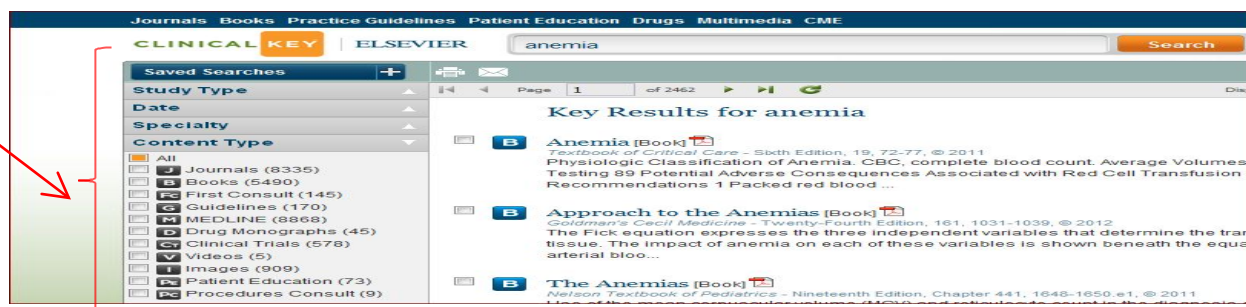
The screenshot shows the A.T. Still Memorial Library homepage. The left sidebar contains links for Library Mobile Page, Quick Links (circled in red), Program Links, and Guides. The main content area features a search bar with tabs for Still OneSearch, Clinical Search, and PubMed. Below the search bar is a Discipline Limiter with checkboxes for various fields of study. The top navigation bar includes contact information and a Site Map link (circled in red).

This screenshot shows the 'Quick Links' page of the A.T. Still Memorial Library. The left sidebar contains links for Library Mobile Page, Quick Links, Program Links, and Guides. The main content area is divided into two columns: 'Quick Links' and 'Alphabetical Listing of Databases'. The 'Quick Links' list includes links to Library Mobile Page, UptoDate, ClinicalKey, Access Medicine, Print Material / eBooks, Online eJournals, PubMed, and CINAHL (EBSCO). The 'Alphabetical Listing of Databases' list includes links to Access Medicine, Acland's Video Atlas of Human Anatomy, Anatomy TV, Audio-Digest, Bates' Visual Guide to Physical Examination, CINAHL - EBSCO (AZ), CINAHL - EBSCO (MO), Clinical Key (circled in red), Cochrane Library, EBSCO - Academic Search Complete (AZ), EBSCO - Academic Search Complete (MO), ERIC - EBSCO (AZ), ERIC - EBSCO (MO), Essential Evidence Plus (InfoPoems), Exam Master, Films on Demand, Gale (MO only), HaPI (AZ) - Health and Psychosocial Instruments, and more. The top navigation bar includes contact information and a Site Map link.

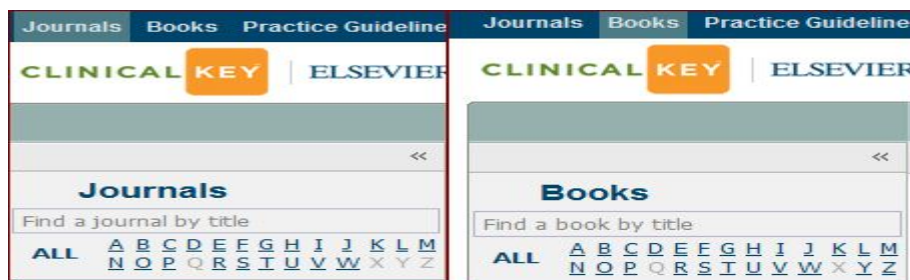
2) Create your personalized Clinical Key account to access Books and Journals in full text or PDF format by hitting the Registration button in the upper right hand corner of Clinical Key and completing the requisite information:

A screenshot of the Clinical Key registration page. The page has a header with navigation tabs: Journals, Books, Practice Guidelines, Patient Education, Drugs, Multimedia, and CME. In the top right corner, the 'Register' button is circled in red. Below the header, there is a 'Register' section with a form. The form includes fields for 'First name', 'Family name', 'E-mail address', 'Password', and 'Confirm password'. A red arrow points from the 'Register' button to the form. The form also has a 'Your role and field of interest' section at the bottom.

3) Access articles by using the General Search Box and then selecting specific source types such as books, journals, and so forth from the results listed on the left hand side of the screen.



4) Access Books or Journals quickly by using the smaller search tab available under these options.



Have additional questions? Contact Margaret Hoogland: mhoogland@atsu.edu, (660) 626-2340, or stop by her office.